

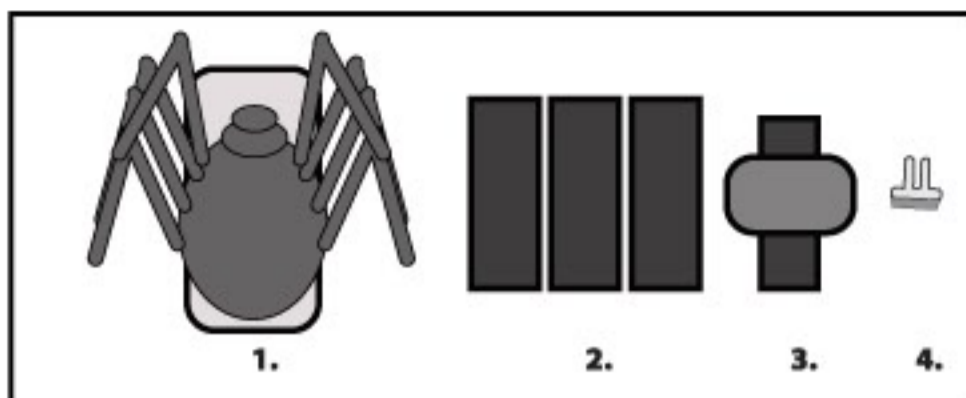
# GIANT JUMPING SPIDER

## INSTALLATION AND OPERATING INSTRUCTIONS

KEEP ALL PLASTIC AND WIRE PARTS AWAY FROM CHILDREN

### PARTS

1. BASE AND SPIDER
2. FRONT AND SIDE FEET
3. BACK FOOT WITH WEIGHT
4. FOOT REMOVAL KEY



1. Insert **FRONT AND SIDE FEET** into bottom of **BASE** until they lock into place.  
(Match **A** to **A**) See illustration 1 & 1a.

2. Insert **BACK FOOT WITH WEIGHT** into bottom of **BASE**. (Match **B** to **B**)

### \*\*IMPORTANT!\*\*

3. Making sure poles are vertical, attach 2 springs as shown. **USE CAUTION**, spring tension is very strong. Make sure springs are secure on peg when attaching springs to pole.

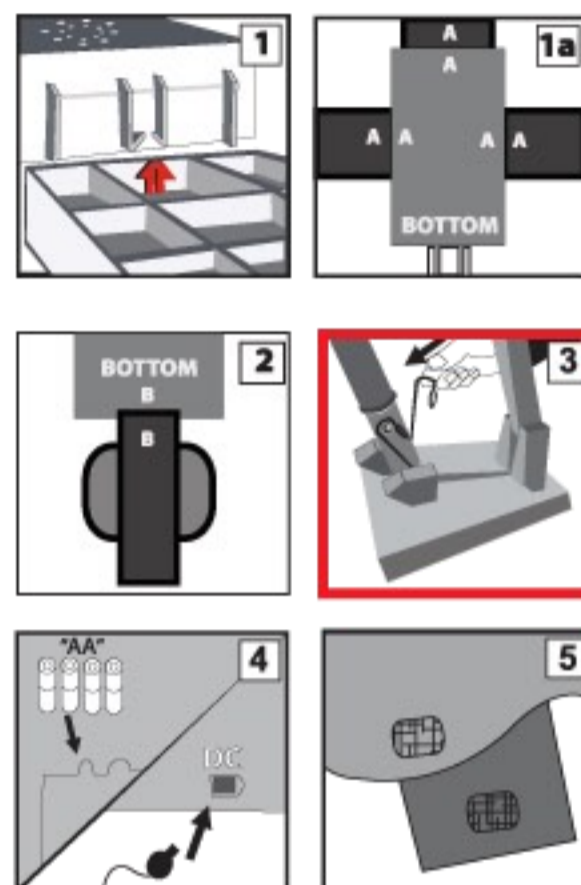
4. Insert 4 AA batteries into the battery compartment located on the bottom of **BASE** or connect 6V 2A adapter. (sold separately)

5. Release tie holding fabric and locate hook and loop fasteners under fabric and attach them to hook and loop fasteners on all four **FEET**.

6. Spread out fabric and pose legs as desired.

**Note:** Turn switch to the ON position to operate in Sound or Motion activation mode. Make a loud sound (clap) or move in front of the item to activate.

**Note:** Make sure there are no obstructions to hinder the Spider's movement.



### Optional Footpad Setup

Follow Steps 1 through 6 on initial installation first.

1. Connect wire from the optional footpad to the jack labeled FOOTPAD located on the base.
2. Place the switch on the base into the 'FOOTPAD' position to enable FOOTPAD activation.
3. Step on FOOTPAD to activate the scary sequence.

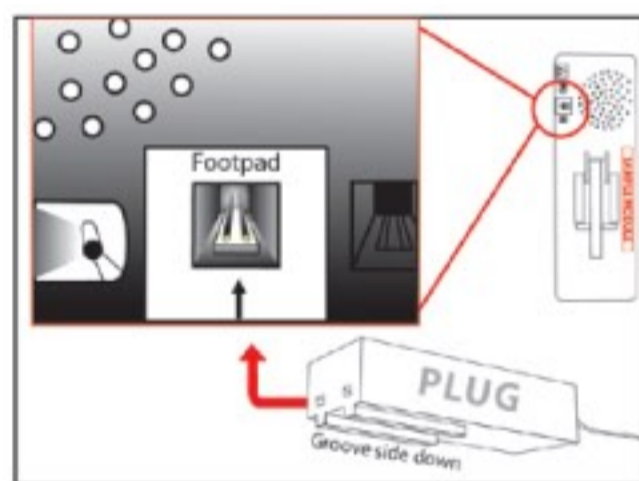
#### NOTE:

When plugging in, make sure pins line up properly with holes on plug. Align plug, groove side down, with the notch.

#### CAUTION!

Not aligning the plug to jack properly may cause permanent damage to footpad jack of your item. **DO NOT** use excessive force when inserting plug.

\*Footpads are sold separately and can be purchased online at: [www.spirithalloween.com](http://www.spirithalloween.com)



VISIT US: [WWW.TEKKYTOYS.COM](http://WWW.TEKKYTOYS.COM)

Surface Washable Only.  
ALL NEW MATERIALS: PLASTIC,  
POLYESTER, POLYESTER FIBER

Battery Powered:  
Requires 4 AA Batteries (not included)  
Optional DC Adapter Ready (6V 2A)  
\*\*DC Adapter and footpad sold  
separately and can be purchased  
at: [www.spirithalloween.com](http://www.spirithalloween.com)

Giant Jumping Spider is a trademark  
of Tekky Toys.  
PATENT PENDING (13/352,490)  
Copyright © 2012 Tekky Toys.  
All Rights Reserved.  
MADE IN CHINA

### SMART PHONE SCAN SETUP VIDEO



**\*\*No weight should be placed onto item\*\***

**\*\*For indoor use only\*\***

Warning! This item is not a toy. For decoration only. Small parts, choking hazard.  
This product is intended for use by persons 15 years of age and older.  
Not intended for use by children ages 14 years and younger.

**WARNING**  
**DO NOT TURN THIS ITEM ON UNTIL YOU HAVE COMPLETELY FINISHED ASSEMBLY.**  
Stay clear of item while operating.



**DO NOT RETURN THIS ITEM TO THE STORE!**  
If experiencing technical difficulties, please go to  
[www.tekkytoys.com](http://www.tekkytoys.com) for assistance.